



LED full color controller DMX100

General Introduction

DMX100 is a full-color LED control system which uses on indoor and outdoor decorative lighting. This control system can fulfill 256 grey levels for each R,G,B color, totally 16.77 million real full-color. With the wireless remote controller, you can achieve the mode change and speed adjustment very conveniently. There are 30 modes and 8 levels of speed you can choose, and with the pause function, you can keep the fixed color optionally.

Features

- Meets DMX512(1990)
- Wireless remote controller
- 256 levels of grey, totally 16.77 million colors, really full color
- Various modes with Pause function
- Eight different speed level
- Automatic parameter memory
- Various output interface, XLR-3 Male & Female, RJ11
- Convenient for wiring and installation
- Good function at anti-jamming and auto-resumption.

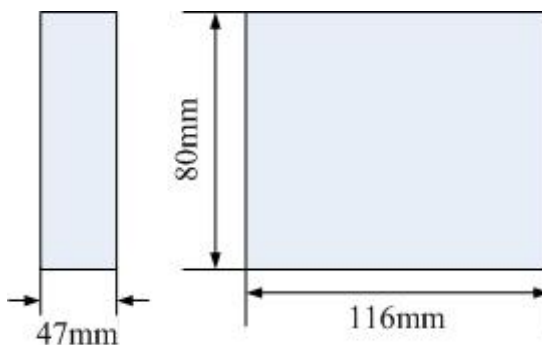
Technical Parameter

Input Voltage:	12VDC (Include 220/110VAC to 12VDC adaptor)
Power Consumption:	5W
Memory:	32KB
Output channel:	1 port
Transmission interface:	DMX512 (1990)
Transmission speed:	250Kbps
Pixels:	50 pixels, 170 pixels max.
Lamp type can be controlled:	Wallwashing light, Tube light, Cube light, Underground...
Control mode:	Asynchronous full-color control
Remote distance:	50M
Description:	Fixed 30 modes, ,such as flash, fade,streamy,chase, etc.

Package

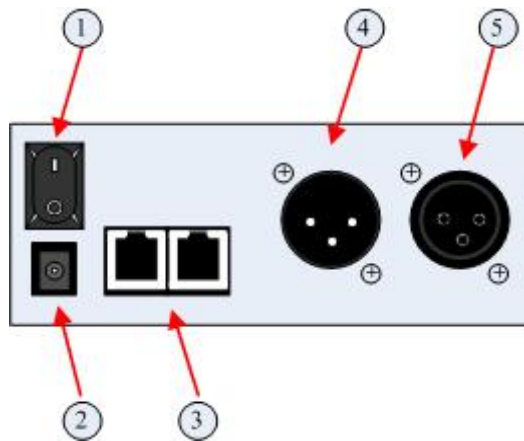
Size:	116*80*47mm
G.W.:	0.6 KG
N.W.:	0.5 KG

Dimension Diagram



DMX100 Back Panel Instruction


- ① Power On/Off
- ② 12VDC input interface
- ③ RJ11 output interface
- ④ XLR-3 Male output interface
- ⑤ XLR-3 Female output interface



DMX100 Output Interface Instruction

1. RJ11 output interface

- 1: GND
- 2: DATA+
- 3: DATA-
- 4: GND



2. XLR-3 output interface

- 1: GND
- 2: DATA-
- 3: DATA+



Button Function of Remote Controller

- A-Mode:** Change mode by pressing this button
- B-Pause:** Keep the fixed color by pressing this button
Press it again to continue changing
- C-Speed+:** Speed up by pressing this button
(default: Fastest speed level 1)
- D-Speed-:** Speed down by pressing this button

DMX100 Mode Instruction

- | | |
|--------------------------------------|---|
| Mode 1: Fixed Red | Mode 16: Six color fade (single color fade-over each time) |
| Mode 2: Fixed Green | Mode 17: Red, green & blue fade (single color fade-over each time) |
| Mode 3: Fixed Blue | Mode 18: Red & green fade (single color fade-over each time) |
| Mode 4: Fixed Yellow | Mode 19: Red & blue fade (single color fade-over each time) |
| Mode 5: Fixed Light Blue | Mode 20: Gree & Blue fade (single color fade-over each time) |
| Mode 6: Fixed Purple | Mode 21: Red single color fade |
| Mode 7: Fixed White | Mode 22: Greed single color fade |
| Mode 8: Seven color fade | Mode 23: Bule single color fade |
| Mode 9: Full color fade | Mode 24: Seven color jumping changing |
| Mode 10: Rainbow changing | Mode 25: Six color jumping changing |
| Mode 11: Water flowing | Mode 26: R, G, B three color jumping changing |
| Mode 12: Tail Chase | Mode 27: Red & green two color jumping changing |
| Mode 13: Color stack | Mode 28: Red & blue two color jumping changing |
| Mode 14: Chase(Blue,Purple) | Mode 29: Green & blue two color jumping changing |
| Mode15: white single color fade-over | Mode 30: white jumping changing(dark to bright) |

DMX100 Wiring Diagram

